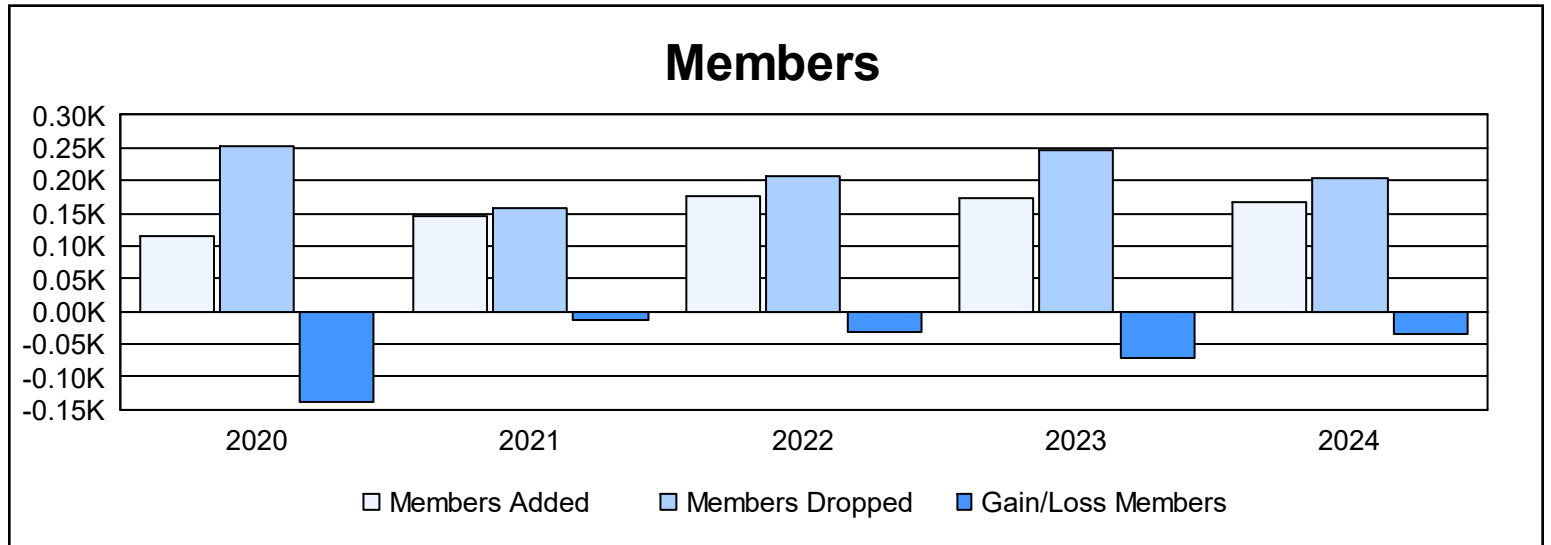
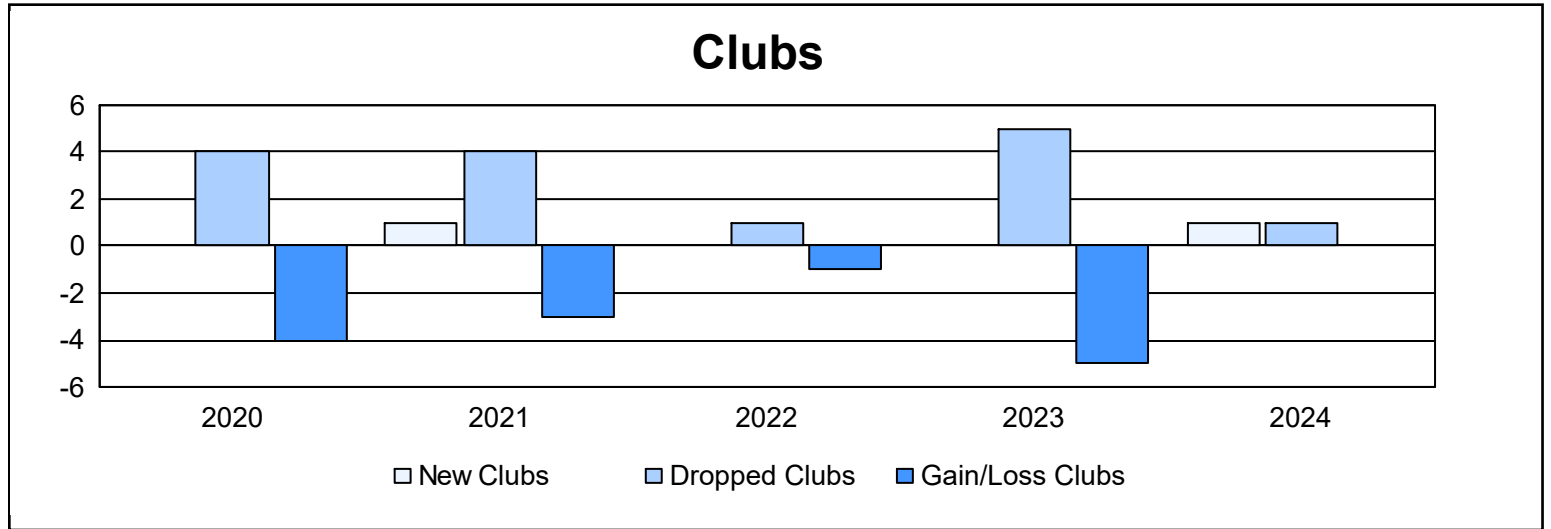
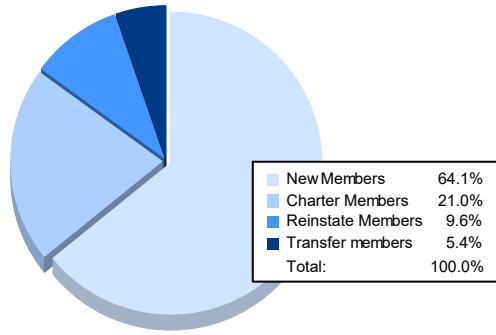


Year	New Clubs	Dropped Clubs	Gain/ Loss Clubs	New Members	Charter Members	Reinstate Members	Transfer Members	Total Member Added	Total Members Dropped	Gain/ Loss Members
2019-2020	0	4	-4	81	4	17	14	116	253	-137
2020-2021	1	4	-3	70	28	35	12	145	157	-12
2021-2022	0	1	-1	132	4	36	4	176	206	-30
2022-2023	0	5	-5	152	1	12	9	174	246	-72
2023-2024	1	1	0	107	35	16	9	167	203	-36
<b>Average</b>	<b>0</b>	<b>3</b>	<b>-3</b>	<b>108</b>	<b>14</b>	<b>23</b>	<b>10</b>	<b>156</b>	<b>213</b>	<b>-57</b>



### Membership Composition June 2024 Cumulative



### Gender Composition June 2024 Cumulative

